

# Bow Tie Quilt



A free pattern from Joanne's Designs  
78" x 78"

## Fabric

Grey 1 3/8 yard  
Black 4 3/8 yards  
Red 5/8 yard  
Patterned fabric 1 yard  
Backing 7 yards  
*1/4" seam allowances included*

## Cutting Instructions

 for blocks at right

Two blocks are 10" x 10" finished & one block 6" x 10"

See separate rotary cutting guides for each block

Cut patterned border pieces each 6 1/2" wide:

12 @ 10 1/2" x 6 1/2"

4 corners @ 6 1/2" x 6 1/2"

Cut black border 8 1/2" wide

## Quilt Assembly




Make up 25 centre blocks and 24 border blocks as per diagram on the right. Lay all blocks on a flat surface to arrange.

Sew blocks together in rows taking care to match seams.

Sew rows together to form quilt top.

Add black border—cut 8 1/2" wide

Complete quilt using your preferred method.



© Joanne's Designs

Visit [www.all-about-quilts.com](http://www.all-about-quilts.com) for more quilt designs

