


# Fish Quilt



A free pattern from Joanne's Designs  
41" x 53"


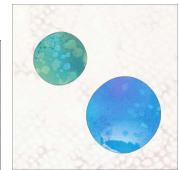
## Fabric

6 bright fabrics for fish - small amounts  
White & black for eyes - very small amounts  
1/4 yard each of 4 fabrics for four patches  
1 1/4 yards of plain background fabric  
Inner Border 3/8 yard  
Outer Border 3/4 yard  
Backing 2 1/4 yards  
*1/4" seam allowances included*



## Cutting Instructions

Cut 3 large squares 12 1/2" x 12 1/2" background fabric  
Cut 18 Squares 6 1/2" x 6 1/2" background fabric  
Cut fabric for four patches into 3 1/2" wide strips



## Quilt Assembly

Appliqué 3 large fish blocks and 13 bubble blocks. Using fabric strips make 18 - 6 1/2" four patch blocks.  
Layout all the blocks into design pattern in quilt above.  
Sew blocks together into rows.  
Sew rows together taking care to match seams.  
Sew inner border on first then outer border on.  
Complete quilt using your preferred method.

© Joanne's Designs

Visit [www.all-about-quilts.com](http://www.all-about-quilts.com) for more quilt designs

