

Flight Quilt



A free pattern from Joanne's Designs

44" x 56"

Fabric

Grey 2 yards

Blues $\frac{1}{4}$ yard each of 8 different blues

Blue $\frac{5}{8}$ yard of 1 blue (includes border)

Backing 4 $\frac{1}{2}$ yards

$\frac{1}{4}$ " seam allowances included

Cutting Instructions

 per block at right

See rotary cutting guides

Borders cut 1 $\frac{1}{2}$ " wide strips

Quilt Assembly

In each of the nine blue color-ways make

Block One - 1 in blue & 2 in grey

Block Two - 2

Block Three - 2


Lay all blocks on a flat surface to arrange.

Sew blocks together in rows.

Sew rows together to form quilt top.

Add dark blue border - cut 1 $\frac{1}{2}$ " wide.



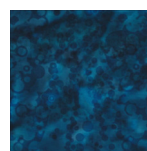
Complete quilt using your preferred method.



Block One

Block Two

Block Three



© Joanne's Designs

Visit www.all-about-quilts.com for more quilt designs

