

Moods




A free pattern from Joanne's Designs

86" x 86" approximately

Fabric

Black on White x2, 1 yard each
White on Black x2, 1/2 yard each
5/8 yard cornerstones
1/2 yard narrow border
4 yards sashing, wide border & binding
7 1/2 yards for backing
*Measurement is based on 40" wide fabric
1/4" seam allowances included*



Cutting Instructions


Cut 32 black on white 6 7/8" squares. Cut on diagonal once. 64 large triangles.

Cut 16 black on white 6 1/2" square. 16 central squares.

Cut 16 white on black 7 1/4" squares. Cut on diagonal twice. 64 small triangles.

Cut 40, 4 1/2" x 12 1/2" black sashing. Cut 25, 4 1/2" squares for cornerstones.

Cut 8 1/2" wide strips for borders. Cut 2 1/4" wide strips for binding.



Quilt Assembly

Layout pieces for Mood Blocks in both colorways. Sew as per diagram at right.


Sew sashing to left side of each block.

Sew blocks together in rows, add right sashing.

Sew sashing and cornerstones together. Sew rows together.

Sew borders on. Sides first then top & bottom.

Complete quilt using your preferred method.



© Joanne's Designs

Visit www.all-about-quilts.com for more quilt designs

