


# The Night Cross Quilt



A free pattern from Joanne's Designs  
60" x 60"

## Fabric

Black 3 yards  
Grey 3 3/4 yards  
Border 3/4 yard  
Binding 3/4 yard  
Backing 4 yards  
*1/4" seam allowances included*





## Cutting Instructions

 per block at right

This block is best assembled using the foundation paper piecing method. Print out pattern provided.

I have also provided a rotary cutting guide as an alternative.



## Quilt Assembly

Make 16 Black Cross Blocks.

Make 9 Grey Cross Blocks, 12 side blocks & 4 corner blocks.

Layout blocks on point, to form quilt top above .

Sew blocks together in rows, then sew rows together taking care to match your seams.

Sew 2 1/2" wide border on.

Complete quilt using your preferred method.

© Joanne's Designs

Visit [www.all-about-quilts.com](http://www.all-about-quilts.com) for more quilt designs

